






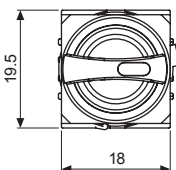
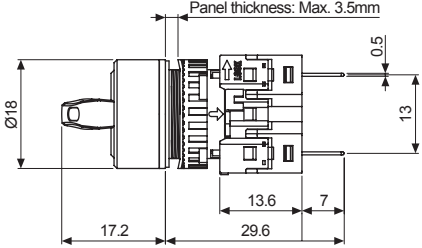
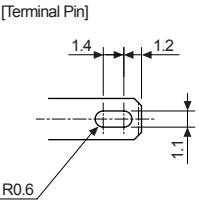









## Ø16 Round Selector Switches (S16SR Series)

| Type  | Appearance   | Operating position                |  | Model       | Contact block | LED block  |
|---|--|-----------------------------------|--|-------------|---------------|------------|
|   |  |                                   |  |             | C contact     | DC voltage |
| Standard short lever, extended  |  <p>S16SR-S1W□</p> | 2-position, spring return         |   | S16SR-S1□C  | 1             | -          |
|   |  |                                   |  | S16SR-S1□2C | 2             |            |
|   |  | 2-position, maintained            |   | S16SR-S2□C  | 1             |            |
|   |  |                                   |  | S16SR-S2□2C | 2             |            |
|   |  | 3-position, spring return two-way |   | S16SR-S3□2C | 2             |            |
|   |  | 3-position, maintained            |  | S16SR-S4□2C | 2             |            |
| 3-position, spring return from right  |                   | S16SR-S5□2C                       | 2  |             |               |            |
| 3-position, spring return from left   |                   | S16SR-S6□2C                       | 2  |             |               |            |
| <p>※□ indicates color: <span style="color:red">R</span>, <span style="color:blue">B</span>, <span style="color:green">G</span>, <span style="color:yellow">Y</span>, <span style="color:black">W</span></p> <p>※The control unit, contact blocks, LED blocks are sold separately.<br/>(control unit: bold letters, contact block: regular letters)</p> <p>※Connect up to 2 contact blocks. Connect the contact blocks only on the right and left side slots.<br/>It will not operate if connected to the center slot.</p> |  |                                   |  |             |               |            |
| <p>• Dimensions <span style="float:right">(unit: mm)</span></p> <div style="display: flex; justify-content: space-around; align-items: flex-end;">    </div> <p style="text-align: right;">※For panel cut-out dimensions, please refer to page A-48.</p>      |  |                                   |  |             |               |            |

| Type   | Appearance   | Operating position                   |   | Model         | Contact block | LED block  |           |
|--|--|--------------------------------------|---|---------------|---------------|------------|-----------|
|  |  |                                      |   |               | C contact     | DC voltage |           |
| Standard short lever, extended (illuminated) |  | 2-position, spring return            |    | S16SR-L1□C5   | 1             | 1 (5VDC)   |           |
|  |  |                                      |   | S16SR-L1□C12  |               | 1 (12VDC)  |           |
|  |  |                                      |   | S16SR-L1□C24  |               | 1 (24VDC)  |           |
|  |  |                                      |   | S16SR-L1□2C5  |               | 2          | 1 (5VDC)  |
|  |  |                                      |   | S16SR-L1□2C12 |               |            | 1 (12VDC) |
|  |  |                                      |   | S16SR-L1□2C24 |               |            | 1 (24VDC) |
|  |  | 2-position, maintained               |    | S16SR-L2□C5   | 1             | 1 (5VDC)   |           |
|  |  |                                      |   | S16SR-L2□C12  |               | 1 (12VDC)  |           |
|  |  |                                      |   | S16SR-L2□C24  |               | 1 (24VDC)  |           |
|  |  |                                      |   | S16SR-L2□2C5  | 2             | 1 (5VDC)   |           |
|  |  |                                      |   | S16SR-L2□2C12 |               | 1 (12VDC)  |           |
|  |  |                                      |   | S16SR-L2□2C24 |               | 1 (24VDC)  |           |
|  |  | 3-position, spring return two-way    |    | S16SR-L3□2C5  | 2             | 1 (5VDC)   |           |
|  |  |                                      |   | S16SR-L3□2C12 |               | 1 (12VDC)  |           |
|  |  |                                      |   | S16SR-L3□2C24 |               | 1 (24VDC)  |           |
|  |  | 3-position, maintained               |   | S16SR-L4□2C5  | 2             | 1 (5VDC)   |           |
|  |  |                                      |   | S16SR-L4□2C12 |               | 1 (12VDC)  |           |
|  |  |                                      |   | S16SR-L4□2C24 |               | 1 (24VDC)  |           |
|  |  | 3-position, spring return from right |  | S16SR-L5□2C5  | 2             | 1 (5VDC)   |           |
|  |  |                                      |   | S16SR-L5□2C12 |               | 1 (12VDC)  |           |
|  |  |                                      |   | S16SR-L5□2C24 |               | 1 (24VDC)  |           |
|  |  | 3-position, spring return from left  |  | S16SR-L6□2C5  | 2             | 1 (5VDC)   |           |
|  |  |                                      |   | S16SR-L6□2C12 |               | 1 (12VDC)  |           |
|  |  |                                      |   | S16SR-L6□2C24 |               | 1 (24VDC)  |           |

※□ indicates color: **R**, **B**, **G**, **Y**, **W**

※The control unit, contact blocks, LED blocks are sold separately.

(control unit: bold letters, contact and LED block: regular letters)

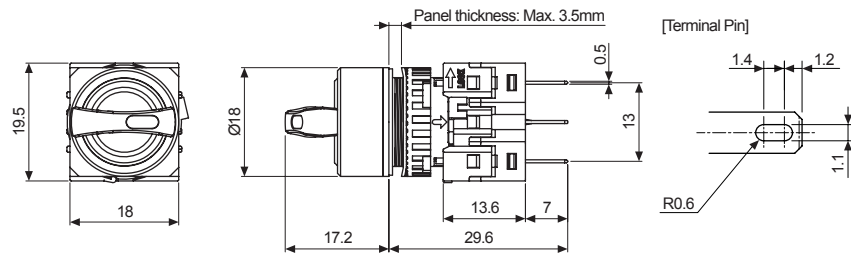
※Connect up to 2 contact blocks. Connect the contact blocks only on the right and left side slots.

It will not operate if connected to the center slot.

※The LED color is the same as the control unit.

• Dimensions

(unit: mm)






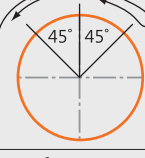
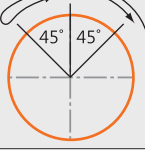
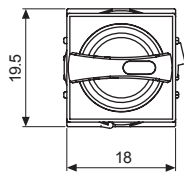
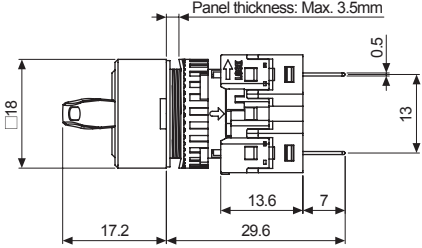
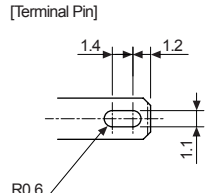



※For panel cut-out dimensions, please refer to page A-48.



# Ø16 Selector Switches

## Ø16 Square Selector Switches (S16SRS Series)

| Type  | Appearance   | Operating position                |  | Model        | Contact block | LED block  |
|---|--|-----------------------------------|--|--------------|---------------|------------|
|   |  |                                   |  |              | C contact     | DC voltage |
| Standard short lever, extended  |  <p>S16SRS-S1W</p> | 2-position, spring return         |   | S16SRS-S1□C  | 1             |            |
|   |  |                                   |  | S16SRS-S1□2C | 2             |            |
|   |  | 2-position, maintained            |   | S16SRS-S2□C  | 1             |            |
|   |  |                                   |  | S16SRS-S2□2C | 2             |            |
|   |  | 3-position, spring return two-way |   | S16SRS-S3□2C | 2             |            |
|   |  | 3-position, maintained            |  | S16SRS-S4□2C | 2             |            |
| 3-position, spring return from right  |                   | S16SRS-S5□2C                      | 2  |              |               |            |
| 3-position, spring return from left   |                   | S16SRS-S6□2C                      | 2  |              |               |            |
| <p>※□ indicates color: <span style="color:red">■</span>, <span style="color:blue">■</span>, <span style="color:green">■</span>, <span style="color:yellow">■</span>, <span style="color:white">■</span></p> <p>※The control unit, contact blocks, LED blocks are sold separately.<br/>(control unit: bold letters, contact block: regular letters)</p> <p>※Connect up to 2 contact blocks. Connect the contact blocks only on the right and left side slots.<br/>It will not operate if connected to the center slot.</p>   |  |                                   |  |              |               |            |
| <p>• Dimensions <span style="float:right">(unit: mm)</span></p> <div style="display: flex; justify-content: space-around; align-items: flex-start;"> <div style="text-align: center;">  <p>19.5<br/>18</p> </div> <div style="text-align: center;">  <p>Panel thickness: Max. 3.5mm<br/>17.2<br/>13.6<br/>29.6<br/>7</p> </div> <div style="text-align: center;">  <p>[Terminal Pin]<br/>1.4<br/>1.2<br/>1.1<br/>R0.6</p> </div> </div> <p style="text-align: right;">※For panel cut-out dimensions, please refer to page A-48.</p> |  |                                   |  |              |               |            |

| Type   | Appearance   | Operating position                   | Model                 | Contact block |            | LED block |           |
|--|--|--------------------------------------|-----------------------|---------------|------------|-----------|-----------|
|  |  |                                      |                       | C contact     | DC voltage |           |           |
| Standard short lever, extended (illuminated) |  | 2-position, spring return            | <b>S16SRS-L1□C5</b>   | 1             | 1          | 1 (5VDC)  |           |
|  |  |                                      | <b>S16SRS-L1□C12</b>  |               |            | 1 (12VDC) |           |
|  |  |                                      | <b>S16SRS-L1□C24</b>  |               |            | 1 (24VDC) |           |
|  |  |                                      | <b>S16SRS-L1□2C5</b>  |               |            | 2         | 1 (5VDC)  |
|  |  |                                      | <b>S16SRS-L1□2C12</b> |               |            |           | 1 (12VDC) |
|  |  |                                      | <b>S16SRS-L1□2C24</b> |               |            |           | 1 (24VDC) |
|  |  | 2-position, maintained               | <b>S16SRS-L2□C5</b>   | 1             | 1          | 1 (5VDC)  |           |
|  |  |                                      | <b>S16SRS-L2□C12</b>  |               |            | 1 (12VDC) |           |
|  |  |                                      | <b>S16SRS-L2□C24</b>  |               |            | 1 (24VDC) |           |
|  |  |                                      | <b>S16SRS-L2□2C5</b>  |               |            | 2         | 1 (5VDC)  |
|  |  |                                      | <b>S16SRS-L2□2C12</b> |               |            |           | 1 (12VDC) |
|  |  |                                      | <b>S16SRS-L2□2C24</b> |               |            |           | 1 (24VDC) |
|  |  | 3-position, spring return two-way    | <b>S16SRS-L3□2C5</b>  | 2             | 1          | 1 (5VDC)  |           |
|  |  |                                      | <b>S16SRS-L3□2C12</b> |               |            | 1 (12VDC) |           |
|  |  |                                      | <b>S16SRS-L3□2C24</b> |               |            | 1 (24VDC) |           |
|  |  | 3-position, maintained               | <b>S16SRS-L4□2C5</b>  | 2             | 1          | 1 (5VDC)  |           |
|  |  |                                      | <b>S16SRS-L4□2C12</b> |               |            | 1 (12VDC) |           |
|  |  |                                      | <b>S16SRS-L4□2C24</b> |               |            | 1 (24VDC) |           |
|  |  | 3-position, spring return from right | <b>S16SRS-L5□2C5</b>  | 2             | 1          | 1 (5VDC)  |           |
|  |  |                                      | <b>S16SRS-L5□2C12</b> |               |            | 1 (12VDC) |           |
|  |  |                                      | <b>S16SRS-L5□2C24</b> |               |            | 1 (24VDC) |           |
|  |  | 3-position, spring return from left  | <b>S16SRS-L6□2C5</b>  | 2             | 1          | 1 (5VDC)  |           |
|  |  |                                      | <b>S16SRS-L6□2C12</b> |               |            | 1 (12VDC) |           |
|  |  |                                      | <b>S16SRS-L6□2C24</b> |               |            | 1 (24VDC) |           |

※□ indicates color: **R**, **B**, **G**, **Y**, **W**

※The control unit, contact blocks, LED blocks are sold separately.

(control unit: bold letters, contact and LED block: regular letters)

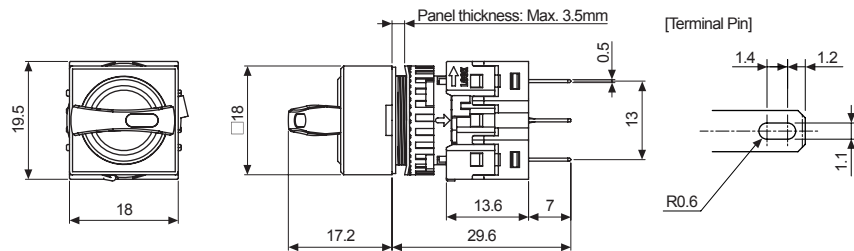
※Connect up to 2 contact blocks. Connect the contact blocks only on the right and left side slots.

It will not operate if connected to the center slot.

※The LED color is the same as the control unit.

• Dimensions

(unit: mm)










※For panel cut-out dimensions, please refer to page A-48.



# Ø16 Selector Switches

## Ø16 Rectangular Selector Switches (S16SRT Series)

| Type  | Appearance   | Operating position   | Model        | Contact block | LED block  |
|---|--|--|--------------|---------------|------------|
|   |  |  |              | C contact     | DC voltage |
| Standard short lever, extended  |  <p>S16SRT-S1W</p> | 2-position, spring return<br>         | S16SRT-S1□C  | 1             | -          |
|   |  |  | S16SRT-S1□2C | 2             |            |
|   |  | 2-position, maintained<br>            | S16SRT-S2□C  | 1             |            |
|   |  |  | S16SRT-S2□2C | 2             |            |
|   |  | 3-position, spring return two-way<br> | S16SRT-S3□2C | 2             |            |
|   |  | 3-position, maintained<br>           | S16SRT-S4□2C | 2             |            |
| 3-position, spring return from right<br> | S16SRT-S5□2C   | 2  |              |               |            |
| 3-position, spring return from left<br>  | S16SRT-S6□2C   | 2  |              |               |            |

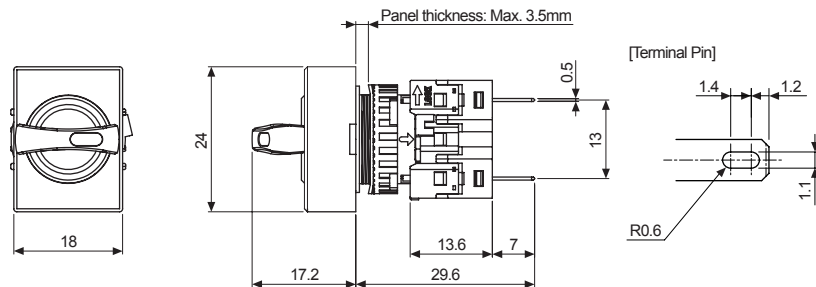
※□ indicates color: **R**, **B**, **G**, **Y**, **W**

※The control unit, contact blocks, LED blocks are sold separately.  
(control unit: bold letters, contact block: regular letters)


※Connect up to 2 contact blocks. Connect the contact blocks only on the right and left side slots.  
It will not operate if connected to the center slot.

• Dimensions

(unit: mm)



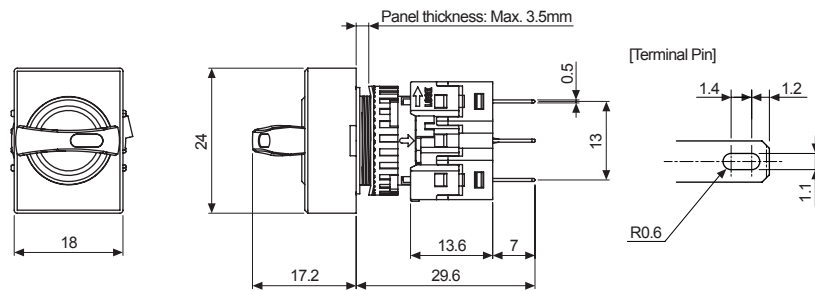
※For panel cut-out dimensions, please refer to page A-48.

| Type   | Appearance   | Operating position                   | Model          | Contact block |            | LED block |           |
|--|--|--------------------------------------|----------------|---------------|------------|-----------|-----------|
|  |  |                                      |                | C contact     | DC voltage |           |           |
| Standard short lever, extended (illuminated) |  | 2-position, spring return            | S16SRT-L1□C5   | 1             | 1          | 1 (5VDC)  |           |
|  |  |                                      | S16SRT-L1□C12  |               |            | 1 (12VDC) |           |
|  |  |                                      | S16SRT-L1□C24  |               |            | 1 (24VDC) |           |
|  |  |                                      | S16SRT-L1□2C5  |               |            | 2         | 1 (5VDC)  |
|  |  |                                      | S16SRT-L1□2C12 |               |            |           | 1 (12VDC) |
|  |  |                                      | S16SRT-L1□2C24 |               |            |           | 1 (24VDC) |
|  |  | 2-position, maintained               | S16SRT-L2□C5   | 1             | 1 (5VDC)   |           |           |
|  |  |                                      | S16SRT-L2□C12  |               | 1 (12VDC)  |           |           |
|  |  |                                      | S16SRT-L2□C24  |               | 1 (24VDC)  |           |           |
|  |  |                                      | S16SRT-L2□2C5  | 2             | 1 (5VDC)   |           |           |
|  |  |                                      | S16SRT-L2□2C12 |               | 1 (12VDC)  |           |           |
|  |  |                                      | S16SRT-L2□2C24 |               | 1 (24VDC)  |           |           |
|  |  | 3-position, spring return two-way    | S16SRT-L3□2C5  | 2             | 1 (5VDC)   |           |           |
|  |  |                                      | S16SRT-L3□2C12 |               | 1 (12VDC)  |           |           |
|  |  |                                      | S16SRT-L3□2C24 |               | 1 (24VDC)  |           |           |
|  |  | 3-position, maintained               | S16SRT-L4□2C5  | 2             | 1 (5VDC)   |           |           |
|  |  |                                      | S16SRT-L4□2C12 |               | 1 (12VDC)  |           |           |
|  |  |                                      | S16SRT-L4□2C24 |               | 1 (24VDC)  |           |           |
|  |  | 3-position, spring return from right | S16SRT-L5□2C5  | 2             | 1 (5VDC)   |           |           |
|  |  |                                      | S16SRT-L5□2C12 |               | 1 (12VDC)  |           |           |
|  |  |                                      | S16SRT-L5□2C24 |               | 1 (24VDC)  |           |           |
|  |  | 3-position, spring return from left  | S16SRT-L6□2C5  | 2             | 1 (5VDC)   |           |           |
|  |  |                                      | S16SRT-L6□2C12 |               | 1 (12VDC)  |           |           |
|  |  |                                      | S16SRT-L6□2C24 |               | 1 (24VDC)  |           |           |

- ※□ indicates color: R, B, G, Y, W
- ※The control unit, contact blocks, LED blocks are sold separately.  
(control unit: bold letters, contact and LED block: regular letters)
- ※Connect up to 2 contact blocks. Connect the contact blocks only on the right and left side slots.  
It will not operate if connected to the center slot.
- ※The LED color is the same as the control unit.

• Dimensions

(unit: mm)


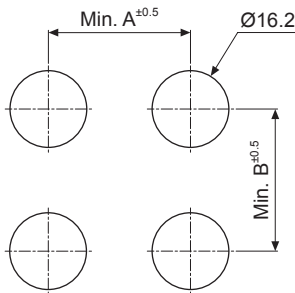















※For panel cut-out dimensions, please refer to page A-48.

# Ø16 Panel Cut-out Dimensions

## Ø16 Panel Cut-out Dimensions

(unit: mm)

| Type  |                             |   | A  | B  | Panel Cut-out Dimensions   |
|---|-----------------------------|---|----|----|--|
| Push Button Switches                              | Round (S16PR Series)        |    | 20 | 21 |  |
|   | Square (S16PRS Series)      |    | 20 | 21 |  |
|   | Rectangular (S16PRT Series) |    | 25 | 21 |  |
| Selector Switches                                 | Round (S16SR Series)        |    | 20 | 21 |  |
|   | Square (S16SRS Series)      |    | 20 | 21 |  |
|   | Rectangular (S16SRT Series) |    | 25 | 21 |  |
| Key Selector Switches                             | Round (S16KR Series)        |    | 20 | 21 |  |
|   | Square (S16KRS Series)      |    | 20 | 21 |  |
|   | Rectangular (S16KRT Series) |  | 25 | 21 |  |
| Mushroom-head Push Button Switches (S16BR Series) |                             |  | 24 | 24 |  |
| Emergency Switches (S16ER Series)                 |                             |  | 40 | 40 |  |
| Pilot Lights                                      | Round (L16RR Series)        |  | 20 | 21 |  |
|   | Square (L16RRS Series)      |  | 20 | 21 |  |
|   | Rectangular (L16RRT Series) |  | 25 | 21 |  |